

# DOBLÒ AT A GLANCE: BETTER THAN BEFORE


**MORE CAPACITY**  
CARGO CAPACITY: UP TO 4.2M<sup>3</sup>  
PAYLOAD: UP TO 965KG



**HIGH FUEL EFFICIENCY**  
MULTIJET II ENGINE  
UP TO 105HP  
UP TO 5.4L/100KM



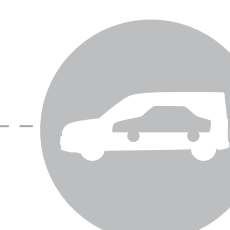
**MORE TECHNOLOGY**  
ADJUSTABLE STEERING WHEEL WITH  
INTEGRATED RADIO CONTROL



**BIGGER AND BETTER**  
FUEL TANK: 60 L  
WHEEL RIM: 16 INCH#  
WHEELBASE: UP TO 3,105MM



**2 IN 1**  
CAR-LIKE EXPERIENCE WHILE  
RUNNING ON DIESEL




**TOP EURO VAN**  
FOR 7 YEARS AND BEYOND<sup>^</sup>



**VERSATILITY**  
MANUAL TRANSMISSION (MT) & MANUAL  
TRANSMISSION AUTOMATED (MTA) VARI-  
ANTS AVAILABLE



**HIGH ASSURANCE**  
WITH 5 YEARS OF WARRANTY AND  
SERVICING\*



\*Terms and conditions apply. For more information, check with your sales personnel.

<sup>^</sup>Based on LTA's Total annual new registration of goods vehicles (GVs) and buses by make report (2008-2014)

Images are for illustration purpose only.

<sup>#</sup>Specification are based on Fiat Professional Doblò Maxi.

# NEW DOBLÒ CARGO.

**MV**  
Motorviva Pte Ltd  
A member of Goldbell Engineering



\*IMAGES ARE FOR ILLUSTRATION PURPOSES ONLY.  
^BASED ON LTA'S TOTAL ANNUAL NEW REGISTRATION OF GOODS VEHICLES(GVs) AND BUSES BY MAKE REPORT(2008-2015)



**PROFESSIONAL**

## A BETTER WAY

to work.

AN EVEN MORE FUNCTIONAL AND COMFORTABLE WORK ENVIRONMENT, THE STYLE OF A CAR, BETTER PERFORMANCE AND INCREASED PRODUCTIVITY, THANKS TO LOW RUNNING COSTS: THE NEW DOBLÒ CARGO HAS BEEN DESIGNED TO ADD VALUE TO THE WORK OF EVERY PROFESSIONAL. WITH ITS WIDE AND VERSATILE RANGE, THE NEW DOBLÒ CARGO IS AN INVALUABLE PARTNER FOR MEETING ALL REQUIREMENTS WITH FINE-TUNED, INTELLIGENT SOLUTIONS, MAKING THE DAY EASIER AND MORE SATISFYING AS WELL AS MAINTAINING ITS STATUS AS THE BEST PLACE TO WORK. NEW DOBLÒ CARGO: MORE FUNCTIONALITY, MORE PERFORMANCE, MORE VALUE.

## MORE FUNCTIONALITY

more comfort in the cab.



• RADIO CD MP3 WITH BLUETOOTH®

• STEERING WHEEL WITH AUDIO CONTROLS

The New Doblo Cargo provides a broad offer of state-of-the-art infotematic systems, with radios featuring Bluetooth®, to permit hands-free phone calls, and USB port/AUX socket.



Electric adjustable and mirrors



Radio with MP3 player



Instrument panel with chrome inserts



Generous storage pockets in the front door panels



Oddments shelf (Capucine).



## DOBLÒ CARGO

### Standard.

Versatile, robust and agile: the short wheelbase low roof version of the Doblo Cargo is an ideal companion for all types of business. Practical and functional in all situations, it boasts an exceptional capacity and ease of loading. The 6 floor hooks help restrain and fix loads

#### External dimensions (mm)

Wheelbase	2755
Length	4406
Width	1832
Height	1832

#### Load compartment dimensions (mm)

Length	1824
Width	1714
Height	1305
Width between wheel arches	1230
Load threshold height (unladen)	545
Volume	3.4 m <sup>3</sup>

## DOBLÒ CARGO

### Maxi.

With 35 cm extra length, the Maxi van offers record-breaking interior space and volume. The load compartment, with appropriate lighting provided by removable roof lights, is easily accessible thanks to a load threshold only 55 cm from the ground and the wide rear doors which can be opened out to 180°.

#### External dimensions (mm)

Wheelbase	3105
Length	4756
Width	1832
Height	1857

#### Load compartment dimensions (mm)

Length	2174
Width	1714
Width between wheel arches	1230
Load threshold height (unladen)	545
Height	1305
Volume	4.2 m <sup>3</sup>

# MORE FUNCTIONALITY

more productivity.

The New Doblò Cargo is designed to be at the top of the category in terms of performance and ergonomic solutions, as demonstrated by the regular shape of the load compartment, the convenient handles (both vertical external and “pullcup” internal), practical 180° rear door opening and the sliding side door, which thanks to its wide opening permits access to

the load compartment even in tight spaces. Its low load threshold facilitates loading/unloading operations, while the volume of up to 4.2 m<sup>3</sup> the load capacity greater than 965kg and the internal length of up to 2.17 m make the New Doblò Cargo perfect for any use, maintaining its status of “best in class” in the category and the best work partner.



180° rear door opening



Convenient and practical load compartment threshold



Ergonomic vertical side door handles



Rear wing door handle



Wide opening of sliding side door



Panelled van with 2 sliding side doors



Semi-glazed van with 2 sliding side doors



Rear door with 2 wings, glazed

# MORE PERFORMANCE

more satisfying to drive.

"BEST IN CLASS" IN TERMS OF HANDLING AND DRIVING COMFORT: THE NEW DOBLÒ CARGO, THANKS TO ITS BI-LINK SUSPENSION, THE IMPROVED GEARBOX AND CLUTCH AND ITS WIDE RANGE OF ENGINES, ENSURES SMOOTH AND COMFORTABLE DRIVING IN EVERY SITUATION.

ADDITIONALLY, THANKS TO THE "AN ENGINE FOR EVERY JOB" STRATEGY, THE NEW DOBLÒ CARGO OFFERS THE UTMOST PERFORMANCE, ACCORDING TO THE VARIOUS PROFESSIONAL REQUIREMENTS AND TYPES OF USE. ITS POWER UNITS, IDEAL BOTH IN TOWN AND ON LONG HAULS, ARE ABLE TO OFFER MORE IMPRESSIVE PERFORMANCE, HIGH TORQUE AT ALL SPEEDS AND OPTIMAL CONSUMPTION, FOR GREAT RUNNING COSTS.

## ENGINE VERSIONS

- Three MultiJet II Diesel engine versions
  - 1.3 MultiJet II 90 HP
  - 1.6 MultiJet II 105 HP
  - 1.6 MultiJet II 90 HP comfort-matic



1.3 MULTIJET II 90 HP



1.6 MULTIJET II 105 HP

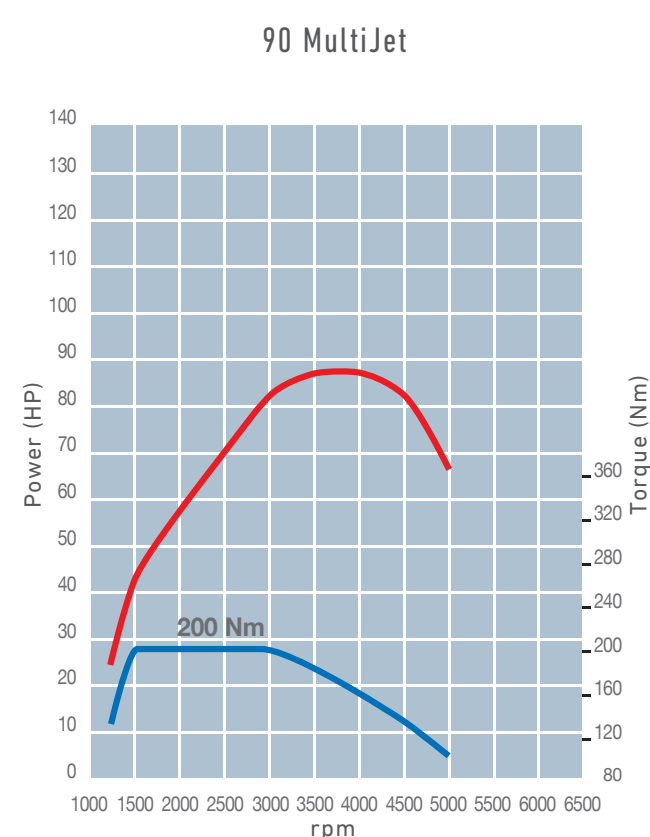
The 1.3 litre and 1.6 litre turbodiesel engines offer enhanced torque output that offers increased acceleration on heavy loads. It also allows quicker engine response times.

# MORE PERFORMANCE

more driveability.

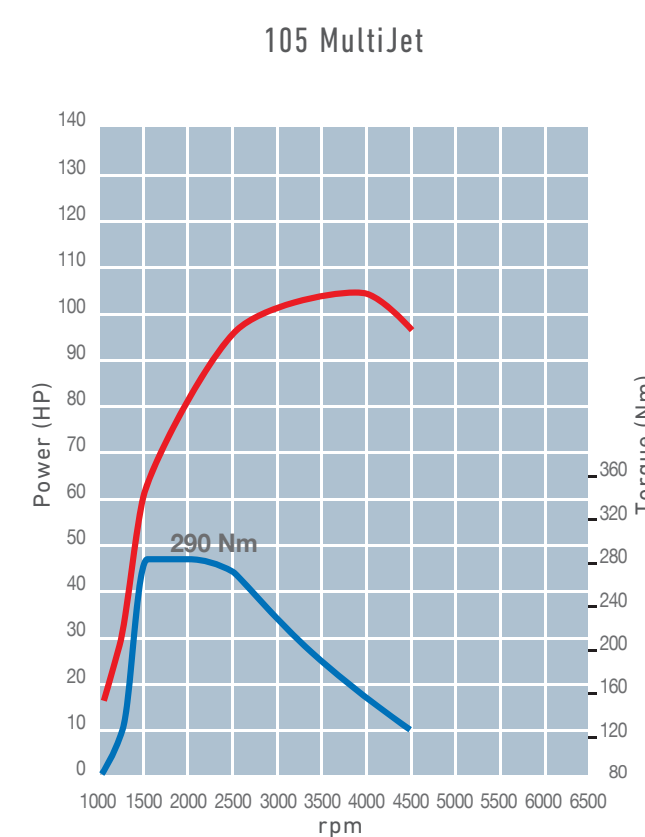
### 90 MultiJet

Displacement cc: 1248  
 Power: 90 HP at 4,000 rpm  
 Torque: 200 Nm (20.4 kgm) at 1,500 rpm  
 Injection: direct Common Rail Multi Jet II with electronic control, turbo and intercooler



### 105 MultiJet

Displacement cc: 1598  
 Power: 105 HP at 4,000 rpm  
 Torque: 290 Nm (29.6 kgm) at 1,500 rpm  
 Injection: direct Common Rail MultiJet with electronic control, turbo and intercooler



— Power  
 — Torque

## One suspension, many uses



### Standard versions

- Excellent roadholding
- Specific setup for excellent dynamic behaviour



### Maxi versions

- Excellent performance
- Longitudinal trailing arms and specific cross bars
- Anti-roll bar and specific setup for optimum dynamic performance levels in all load conditions

# NEW STYLE

## exterior.

THE NEW DOBLÒ CARGO FEATURES A THOROUGHLY RESTYLED DESIGN, USING THE SAME APPROACH AS THE CAR DESIGN. EMERGING FROM THE MORE MODERN AND DISTINCTIVE FRONT END IS A MORE STREAMLINED BONNET THAT FOLLOWS THE CURVE OF THE ROOF, THE NEW BUMPERS AND A FRONT GRILLE, PLUS THE NEW REAR LIGHT CLUSTERS THAT HIGHLIGHT THE HORIZONTAL PROGRESS OF THE LINES AND ENCLOSE THE FIAT LOGO. IT ALSO HAS A MORE COMPACT, WELL PROPORTIONED APPEARANCE. THESE NEW FEATURES MAKE THE NEW DOBLÒ CARGO A HARMONIOUS DRIVE, WHILE REMAINING TRUE TO ITSELF.

THE NEW DOBLÒ CARGO FEATURES A THOROUGHLY RESTYLED DESIGN, USING THE SAME APPROACH AS THE CAR DESIGN. EMERGING FROM THE MORE MODERN AND DISTINCTIVE FRONT END IS A MORE STREAMLINED BONNET THAT FOLLOWS THE CURVE OF THE ROOF, THE NEW BUMPERS AND A FRONT GRILLE, PLUS THE NEW REAR LIGHT CLUSTERS THAT HIGHLIGHT THE HORIZONTAL PROGRESS OF THE LINES AND ENCLOSE THE FIAT LOGO. IT ALSO HAS A MORE COMPACT, WELL PROPORTIONED APPEARANCE. THESE NEW FEATURES MAKE THE NEW DOBLÒ CARGO A HARMONIOUS DRIVE, WHILE REMAINING TRUE TO ITSELF.



# DOBLÒ CARGO

## body colours

### PASTEL COLOURS



White 249

### METALLIC COLOURS



Light grey 612



Grey 695




Black 632




Bordeaux 590

### INTERIOR TRIM



STAR RED  
231

For Maxi (MTA) versions



PACMAN RED  
279

For Standard and Maxi (MT) versions



LEATHER COMBI  
001

For Add-on

### HUB CAPS AND RIMS



15" HUB CAPS

For Standard versions



16" HUB CAPS

For Maxi (MT&MTA) versions



Rear light with Fiat logo



Body-coloured painted mirrors



Body-coloured painted bumpers

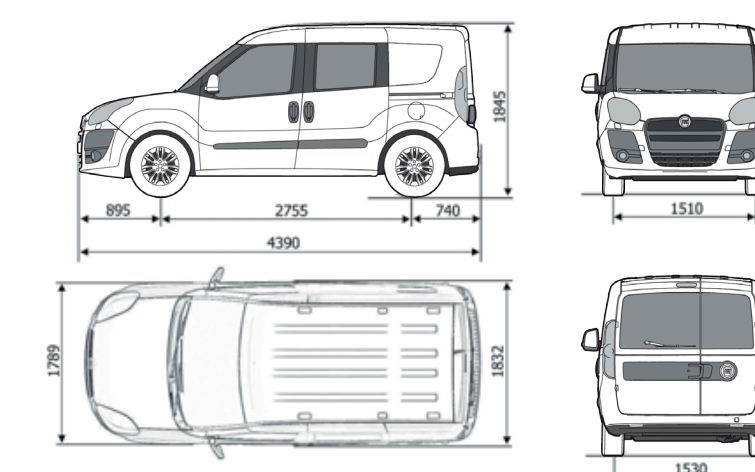
# TECHNICAL SPECIFICATIONS

	DOBLÒ 1.3 MT	DOBLÒ 1.6 MT		DOBLÒ 1.6MTA
MODEL	263ZXC1A SN2ZS (263.1221)	263WXD1B LR2ZS (263.2131)	263WXD1B LR2ZS (263.2231)	263WXL11 LR2ZN (263.2161)
Type	Standard Cargo Van (Glaze)	Maxi Cargo Van (Panel)	Maxi Cargo Van (Glaze)	Maxi Cargo Van (Glaze)
Drive System	4 x 2			
Seating Capacity	1 Driver & 1 Passenger			
<b>EXTERIOR DIMENSIONS (mm)</b>				
Wheelbase	WB	2,755	3,105	3,105
Overall length	OAL	4,406	4,756	4,756
Overall Width	OW		1,832	
Overall Height (Unladen)	OH	1,832	1,857	1,857
Front Overhang	FOH		911	
Rear Overhang	ROH		740	
Tread	Front		1,510	
	Rear		1,530	
Min. Ground Clearance			120	
<b>LOAD COMPARTMENT (mm)</b>				
Length		1,824	2,174	2,174
Max. Width			1,714	
Max. Height			1,305	
Volume	cbm	3.4	4.2	4.2
<b>WEIGHTS (kg)</b>				
Kerb weight		1,350	1,500	1,500
Max. G.V.W.		2,070	2,465	2,465
Payload		720	965	965
<b>STEERING SYSTEM</b>				
Type	Rack and pinion with hydraulic power steering			
Steering diameter (kerb to kerb)	m	5.60	6.25	6.25
<b>ENGINE</b>				
Model	1.3 Multijet	1.6 Multijet	1.6 Multijet	1.6 Multijet
Type / Ecology Level		Euro 5		
No. of cylinder, arrangement		4 in-line, transversely mounted at front		
Bore and stroke	mm	69.6 x 82.0	79.5 x 80.5	79.5 x 80.5
Ignition		By Compression		
Compression ratio		16.8 + 0.2 / - 0.4 : 1	16.5 ± 0.4 : 1	16.5 ± 0.4 : 1
Piston displacement	cm <sup>3</sup>	1,248	1,598	1,598
Max. output power	kW (HP) /RPM	66 (90) / 4,000	77 (105) / 4,000	66 (90) / 4,000
Max. torque	Nm (kgm) /RPM	200 (20.4) / 1,500	290 (29.6) / 1,500	200 (20.4) / 1,500
Fuel		Diesel		
Generator		12 V, 110Amp	14 V, 150 Amp	14 V, 150 Amp
Fuel Feed	Electronically controlled Common rail multijet direct injection with turbo and intercooler			
<b>TRANSMISSION</b>				
Drive	Front			
Clutch	Dry Single plate, hydraulically operated, with engagement spring			
Gear box, no. of speed	5 Forward + 1 Reverse, (Manual Transmission - MT)	6 Forward + 1 Reverse, (Manual Transmission - MT)	5 Forward + 1 Reverse, (Manual Transmission Automated - MTA)	
<b>PERFORMANCE</b>				
Top Speed	km/h	158	164	158
Mixed Route Fuel Consumption	litres/100km	4.8	5.2	5.4
<b>CHASSIS</b>				
Tire	front, single	185 / 65 R15	195 / 60 R16	195 / 60 R16
	rear, single	185 / 65 R15	195 / 60 R16	195 / 60 R16
Suspension	front	McPherson independent wheel setup, with trailings arms anchored to a cross-beam, telescopic hydraulic shock absorbers, coil springs and anti-roll bar		
	rear	Multi-link independent, coils springs, telescopic shock adsorbers	Multi-link independent, coils springs, telescopic shock adsorbers and anti-roll bar	
Brake System	front	Self-ventilated Disc		
	rear	Drum		
Electrical System		12 V, 72 Ah		
Fuel tank capacity	litres	60		

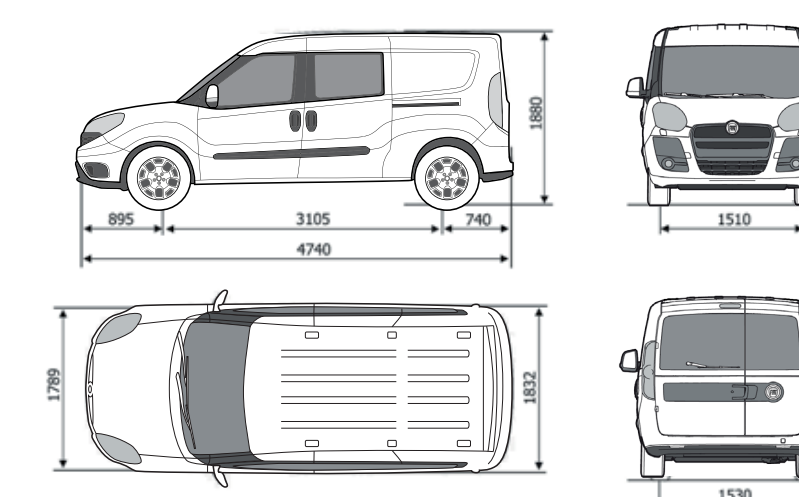
**MORE LOAD CAPACITY**

**IMPROVED TECHNOLOGY**

**STANDARD VAN**  
basic schematics



**MAXI VAN**  
basic schematics



**Note :**

1. Kerb weight shown are subject to 2.5% variation to allow for production tolerance.
2. These specification are subject to change without prior notice, please contact your local. Fiat Dealer for detailed specification and equipment available in your market.
3. Actual specifications and colors may vary from illustration.





## EXPERIENCE

MARKET LEADER  
&  
TOTAL BUSINESS  
SOLUTION

Supporting you whenever wherever,  
with over 3 decades of experience  
in industrial vehicles.

## PEACE OF MIND

ASSURANCE  
&  
CONVENIENCE

Your business, our priority always.  
We make it easy for your vehicle  
to function at its top best  
performance.

## AFTERSALES SUPPORT

Quality parts and services assured always.



Extensive  
Maintenance & Service  
Program



Comprehensive  
range of quality  
parts



24 - HR  
breakdown  
service



Over 300  
specialised  
aftersales  
personel.

Service Booking Hotline:  
**6864 0698**  
24 - HR Breakdown Hotline:  
**9128 5667**  
Accident Support Hotline:  
**9755 7336**

AUTHORISED WORKSHOP  
48 CHANGI SOUTH ST 1  
**6448 2686**

Monday to Friday:  
**8.30am 5.30pm**  
Saturday:  
**8.30am 12.30pm**  
Sun/PH:  
**CLOSED**

48 TOH GUAN RD E  
#01-116  
AUTHORISED SERVICE DEALER

**6795 5955**

8 SIN MING IND EAST  
SECTOR C #01-58/60/62  
AUTHORISED SERVICE DEALER

**6453 1235**

14 BENOI RD  
PARTS DEPOT

**6864 0939**

## VALUE SUPPORT

Serving you with a total business solution  
for your industrial vehicle's need.



Pre-owned  
Trade In Program



Fuel  
Discount Card\*



Advance  
Fleet Management  
System - GPS\*



Insurance  
Consultancy Services



Financial Services

\* Only Applicable for Goldbell's Commercial Vehicles